

Dialing in by phone

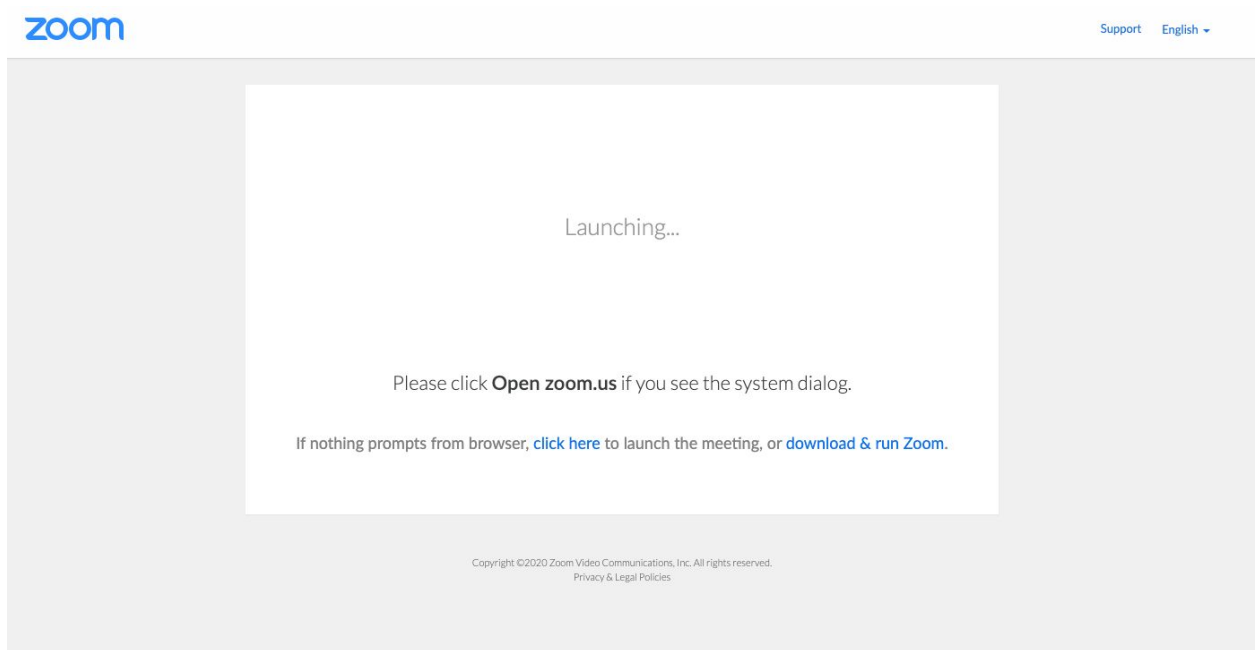
1. Dial the phone number provided in the email
2. When prompted, please enter the 9-digit Meeting ID
3. If prompted, please enter the 6-digit meeting room password
4. Press # to enter the meeting room

*For people using smartphones to dial in, please use the One-tap mobile dial-in (e.g. [+16465588656,789152040#](tel:+16465588656,789152040#))

Joining from Desktop

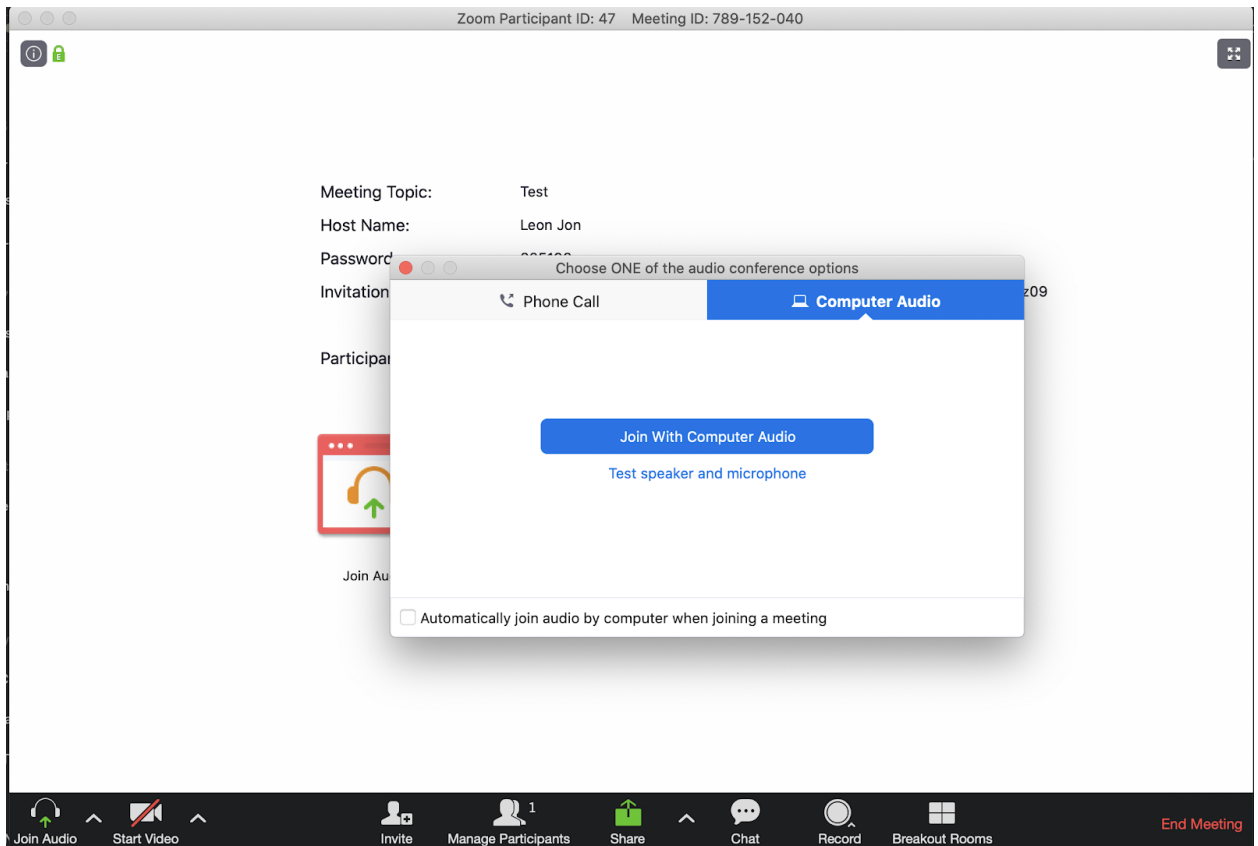
If you have Zoom downloaded:

1. Click the meeting link provided in the email
2. The following webpage will open:



3. If Zoom does not automatically open, click the "click here" link to manually start.

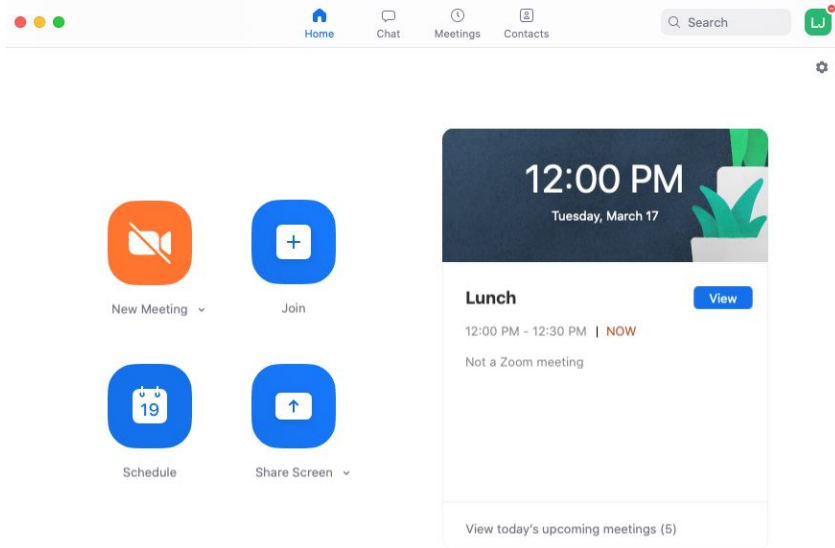
4. The desktop application should open and you will be prompted to join the meeting:



5. Test your microphone and speaker settings and select “Join With Computer Audio”

If you do not have Zoom downloaded:

1. Click the meeting link provided in the email
2. You will see the page and be prompted to download Zoom
3. Once the download is complete:
 - a. If on Mac: move download into the applications folder and run Zoom
 - b. If on PC: run the .exe file and follow the instructions on the screen
4. Once the program is properly downloaded, open it and you should see the following screen:

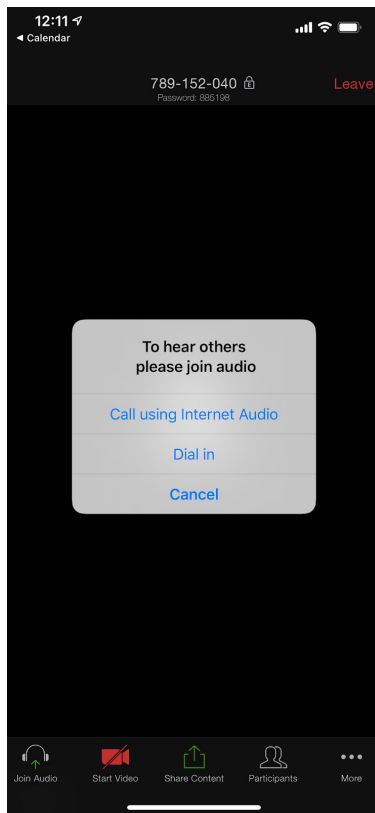


6. Return your email and click the meeting link again and you should be prompted to join the meeting.

Joining from the mobile app

If you have the Zoom mobile app downloaded:


1. Click the meeting link provided in the email
2. Zoom should automatically open, and prompt you to enter the room



3. Ensure that you have enabled microphone and camera settings in the app

If you do not have the Zoom mobile app downloaded:

1. On your smartphone, click the meeting link provided in the email
2. You should see this page:



If Zoom app is installed, please click Join Meeting.



First-time user, please download Zoom app from Apple App Store.

Enter ID: [789-152-040](#) after you install Zoom app.

Or join by iPhone one-tap (US Toll):

[+16465588656,789152040#](#)

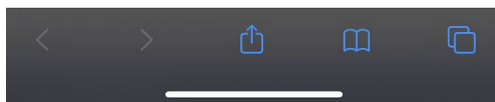
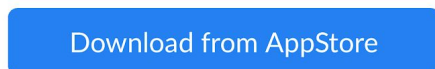
[+13126266799,789152040#](#)

[+12532158782,789152040#](#)

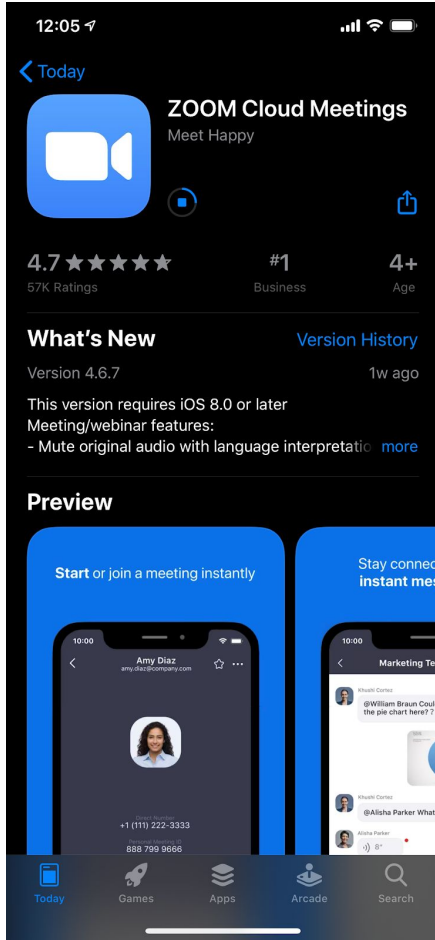
[+13017158592,789152040#](#)

[+13462487799,789152040#](#)

[+16699009128,789152040#](#)

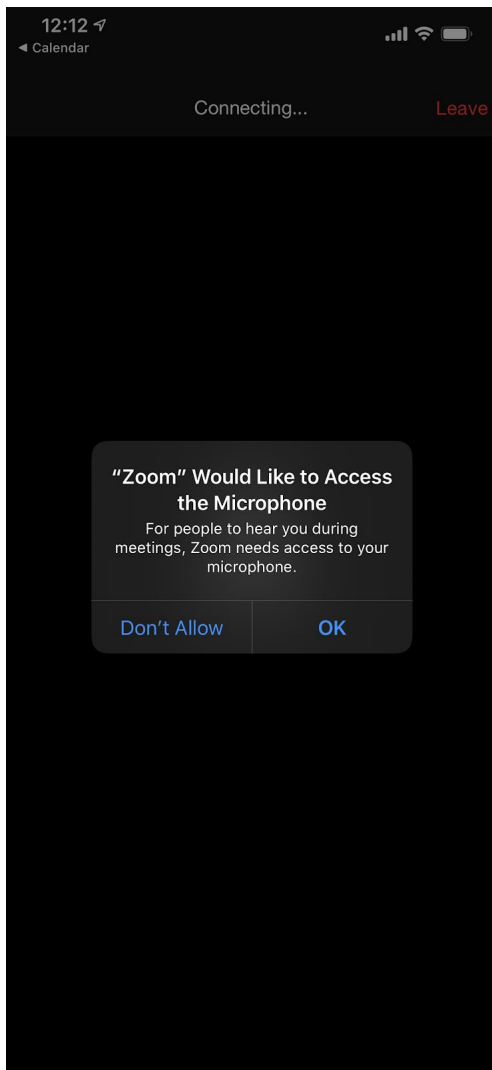


3. Click the link to download the app from the App Store or Google Play Store:



4. Once the mobile app is downloaded go back to your email and click the meeting link.

5. The Zoom mobile app will open and ask you to enable microphone/notification settings:



6. Enable Zoom to access your microphone and camera (if applicable)